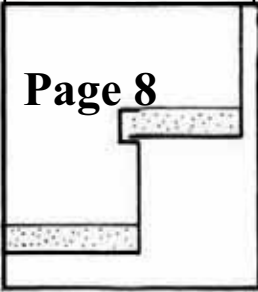


STAIR PAN TYPE RISERS

COMBINATION
TREAD & RISER

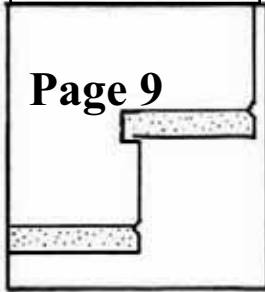
Page 8



Type 1A

with SANITARY
COVE

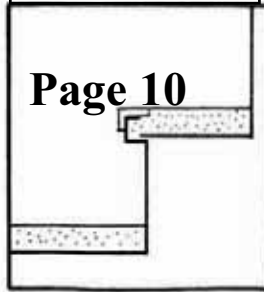
Page 9



Type 1B

with NOSING

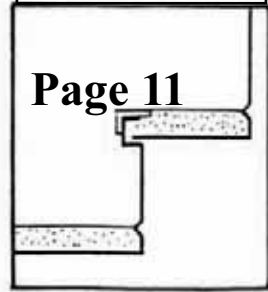
Page 10



Type 1C

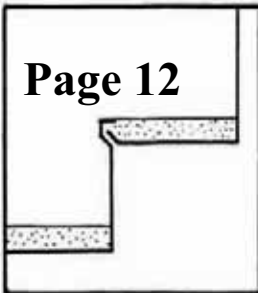
with NOSING &
SANITARY COVE

Page 11



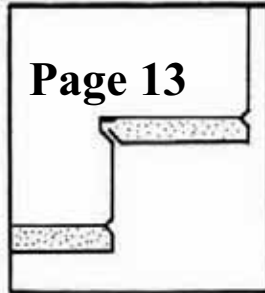
Type 1D

Page 12




Type 2A

Page 13




Type 2B

Page 14




Type 2C

Page 15




Type 2D

Page 16




Type 3A

Page 17




Type 3B

Page 18




Type 3C

Page 19




Type 3D

Page 20




Type 4A

Page 21




Type 4B

Page 22




Type 4C

Page 23




Type 4D


FLOOR PLATE STAIR TREADS




Type 20




Type 21




Type 22




Type 23



Type 24



Type 25



Type 26



Type 27



Nosings

**CARRIER
ANGLES**

CA

**Landing
Pans**

LP

**BENT
PLATE**

BP

Page 33

Page 24

Page 34