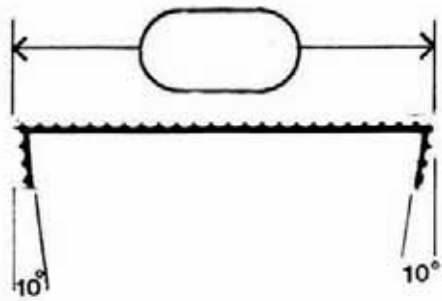
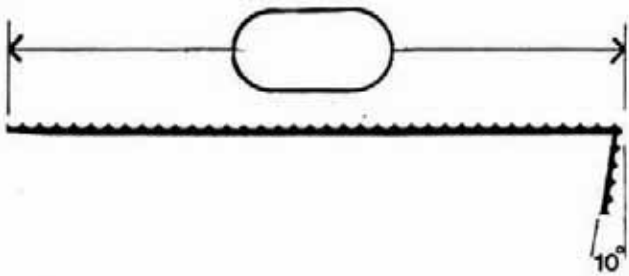


Thickness of			
Quantity	Floor Plate	Length	Mark



Thickness of			
Quantity	Floor Plate	Length	Mark



Thickness of			
Quantity	Floor Plate	Length	Mark

Thickness of Floor Plate  
 1/8"  
 3/16"  
 1/4"

\_\_\_\_\_  
 \_\_\_\_\_  
 \_\_\_\_\_

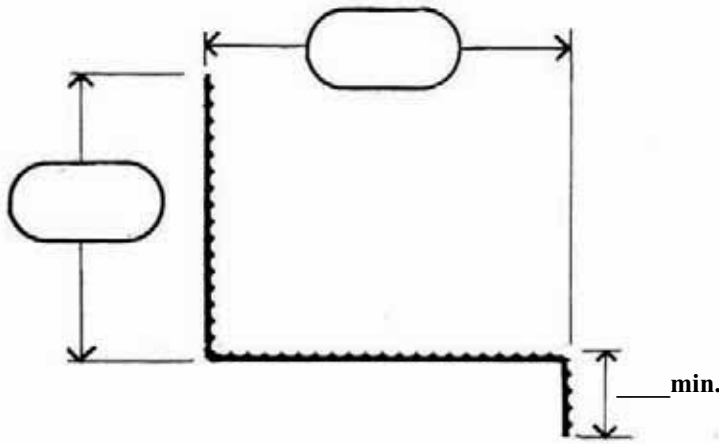
Minimum Outside Dimension of Lip  
 1"  
 1-1/2"  
 1-1/2"

NOTE: Also available in aluminum tread plate

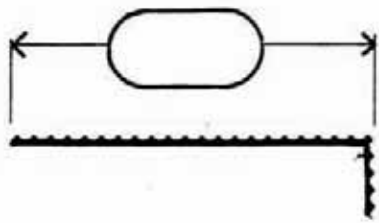
**EBERL**  
 IRON WORKS, INC.

Ph: 716-854-7633 \* Fax: 716-854-1184 29

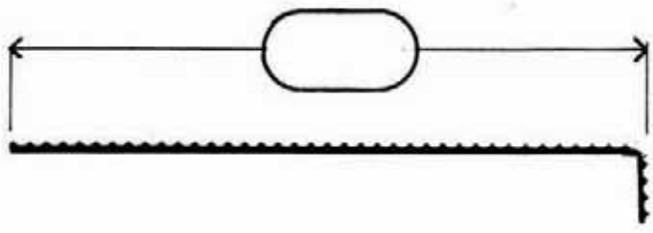
CUSTOMER	SCALE
CUSTOMER ORDER NO.	DATE
CUSTOMER JOB NAME	Tread Type
EBERL SHOP ORDER NO.	<b>24</b>



Quantity	Thickness of		Mark
	Floor Plate	Length	



Quantity	Thickness of		Mark
	Floor Plate	Length	



Quantity	Thickness of		Mark
	Floor Plate	Length	

Thickness of Floor Plate \_\_\_\_\_

1/8" \_\_\_\_\_

3/16" \_\_\_\_\_

1/4" \_\_\_\_\_

Minimum Outside Dimension of Lip \_\_\_\_\_

1" \_\_\_\_\_

1-1/2" \_\_\_\_\_

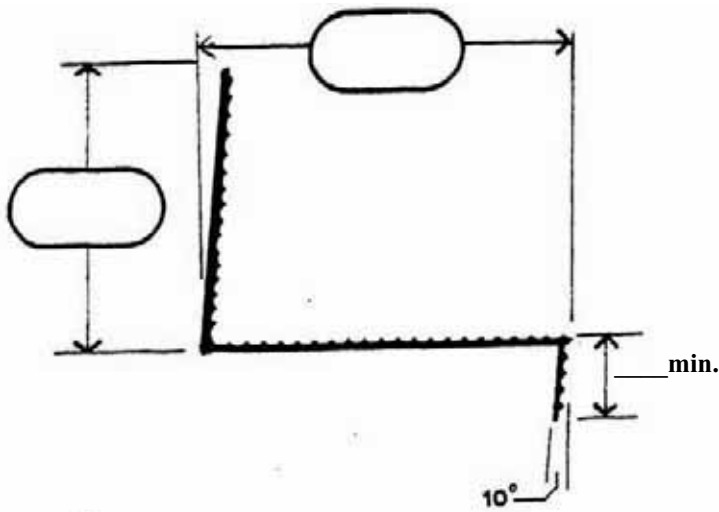
1-1/2" \_\_\_\_\_

NOTE: Also available in aluminum tread plate

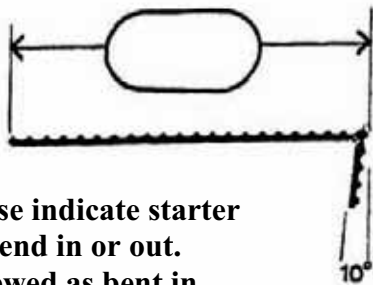
**EBERL**  
IRON WORKS, INC.

Ph: 716-854-7633 \* Fax: 716-854-1184 30

CUSTOMER	SCALE
CUSTOMER ORDER NO.	DATE
CUSTOMER JOB NAME	Tread Type
EBERL SHOP ORDER NO.	<b>25</b>

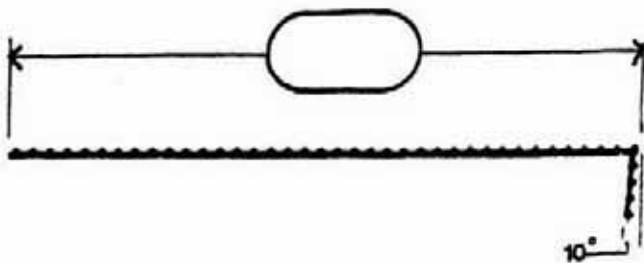


Quantity	Thickness of		Mark
	Floor Plate	Length	



**\*Please indicate starter bend in or out. Viewed as bent in.**

Quantity	Thickness of		Mark
	Floor Plate	Length	



Quantity	Thickness of		Mark
	Floor Plate	Length	

Thickness of Floor Plate  
 1/8"  
 3/16"  
 1/4"

\_\_\_\_\_  
 \_\_\_\_\_  
 \_\_\_\_\_

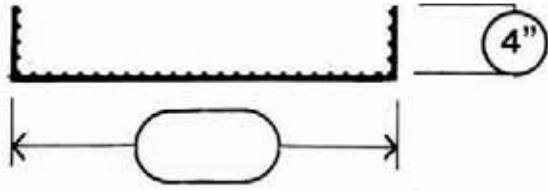
Minimum Outside Dimension of Lip  
 1"  
 1-1/2"  
 1-1/2"

NOTE: Also available in aluminum tread plate

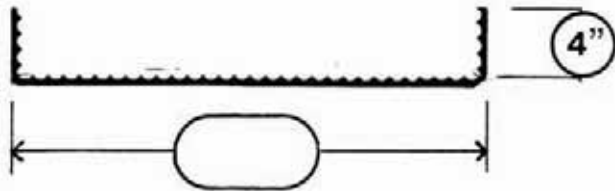
**EBERL**  
 IRON WORKS, INC.

Ph: 716-854-7633 \* Fax: 716-854-1184

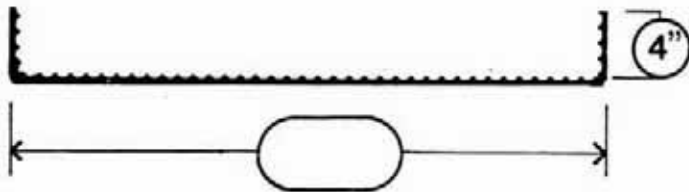
CUSTOMER	SCALE
CUSTOMER ORDER NO.	DATE
CUSTOMER JOB NAME	Tread Type
EBERL SHOP ORDER NO.	<b>26</b>



Quantity	Thickness of		Mark
	Floor Plate	Length	



Quantity	Thickness of		Mark
	Floor Plate	Length	



Quantity	Thickness of		Mark
	Floor Plate	Length	

**EBERL**  
IRON WORKS, INC.

Ph: 716-854-7633 \* Fax: 716-854-1184

CUSTOMER	SCALE
CUSTOMER ORDER NO.	DATE
CUSTOMER JOB NAME	Tread Type
EBERL SHOP ORDER NO.	<b>27</b>